



2010

	2
	3
	4
1	4
2	4
3	4
	6
1	6
2	6
3	7
	8
1	9
2	9
3	9
4	11
	12
1	12
2	13
3	13
4	14
5	14
	15
1	15
2	15
3	16
4	17
5		

1668306(78)10.7908(X)TJ/R26 10.56 Tf 115.987 0 Td [(
.....(-0.145737(-0.1573(-.145737(-0.141573(

1

2010 1 1 2010 12 31

2

< >

3

4

5

2010

2010
 2010 12 10 12
 28 2011 1 7

2005
 " " — " "

2010 " "
 " " "

2010 63.26 69.01%
 5.77 103.99% 2010 125.32
 92.42%

14

1

“ ” “ ”

2005 3 29

2011 1 7

“ ” 601118

39.31

353

21

30%

25

1

13

1

11

2010

2010

6

“

“

6

“

“

2

25%

353

7,107

3

股东大会

1

900

2009

30%

2004

1/3

2007 2

2015

60

353

4

34

2012

15

6.25

3

50

2

1

2008

"

"

“ ”

“

”

97%

2 “ ”

“ ”

3 “ ”

“ ”

3

1997

5

2001 12 18

6150

110

50

1997

353

2008 6 28,450 /
9 2008 12 8650
/ 70% 8000
6000-7000
5
12000 / 2008 10 16
4000

“ ”

7-9

1

20 80 353 6.7%
1995
63
33

2

[2010]144 2010 8

3

1999 89 25
2005 89 13
13 32

1

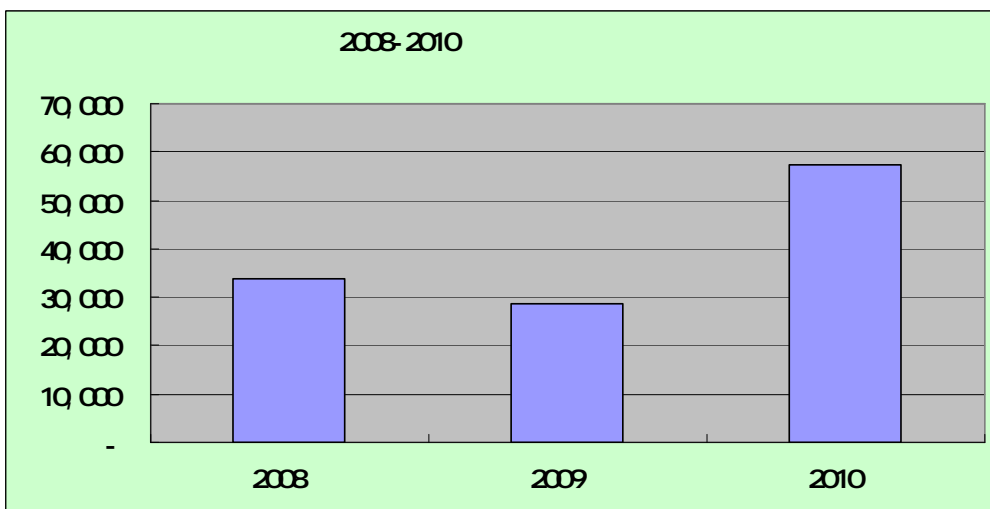
4

" "

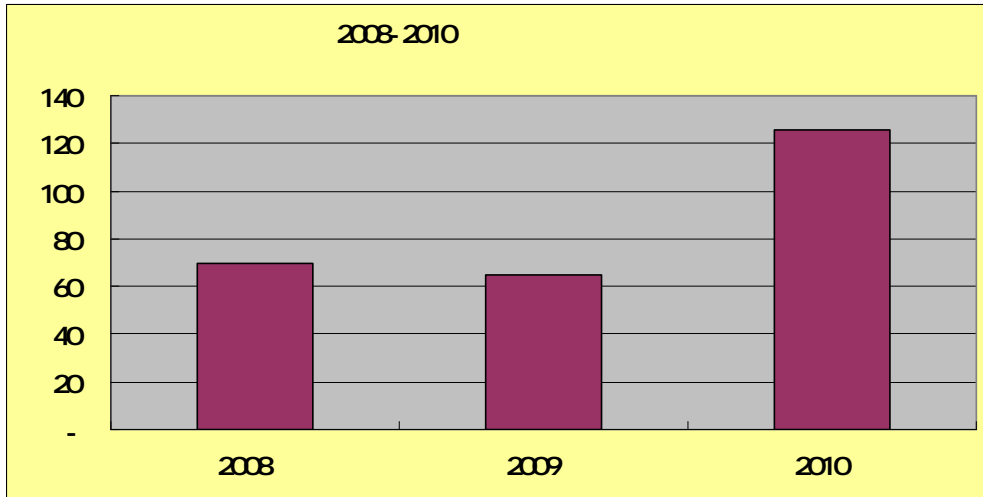
" "

1

1



2



2

2009

4

2010

A

8

IPO

6

A

2010 12

17

500

12

27

5

2008 2010

50%

“

”

1

2010

7

59

1866

2010

188

2010

18

10

11

”

”

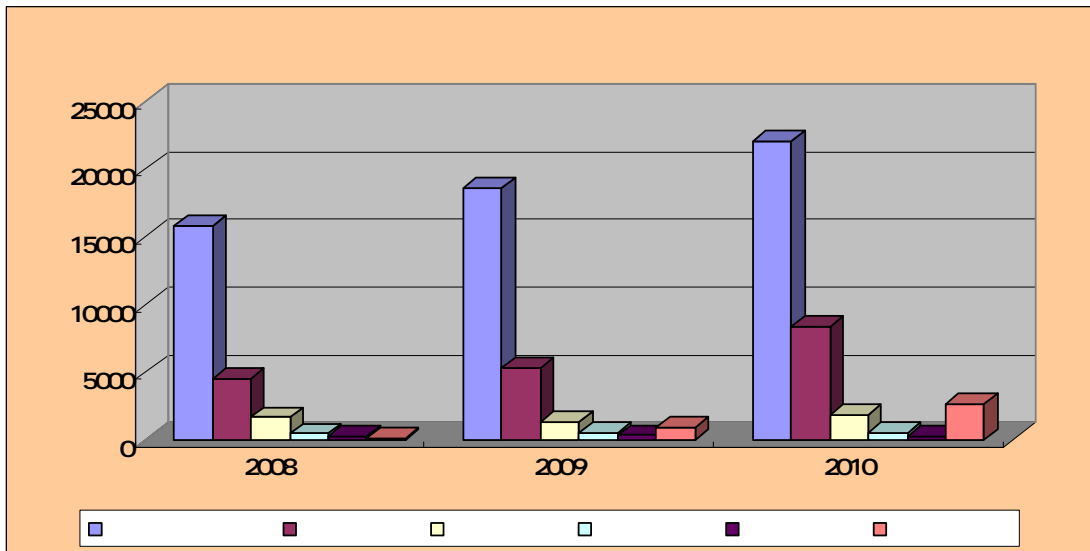
2

2010

2009

8%

“ ”



3

5

50

15

2010

121.66

4

OA

2010 8 16

2010 5 3

" . "

91

2010 3 6



2010 3 19-20




2010 4

“ ”

33



2010 5 3
“ ” “ ”



2010 5 4



“ ”

1

2 “ ”

2009 “ ”

2010

“ ”



3

ISO9001

ISO9001

6

13
ISO14001

1

2

2

3

3

—

33

"

"

5000

300

2

“ ”

2

2011

2010

3

4

5

2011 4 25